

**Private & Confidential**

**Un-audited 1st Quarter Financial Statements  
of**

**Bangladesh Monospool Paper Manufacturing Company Ltd.**

**For The Period From July 01, 2022 to September 30, 2022**

**Plot No.314/A, Block-E, Road No.18, Bashundhara R/A, Dhaka-1229**

**Bangladesh Monospool Paper Manufacturing Company Ltd.**  
**For the 1st Quarter Ended September 30, 2022**  
**Contents of the report**

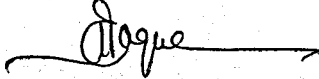
<b>Serial No.</b>	<b>Particulars</b>	<b>Page No.</b>
1	Statement of Financial Position	1
2	Statement of Profit or Loss and other Comprehensive Income	2
3	Statement of Changes in Equity	3
4	Statement of Cash Flows	4
5	Notes to the Financial Statements	5-20
6	Schedule of Property, Plant & Equipment <b>(Annexure-A)</b>	21
7	Calculation of Deffered Tax <b>(Annexure-B)</b>	22

# Bangladesh Monospool Paper Manufacturing Company Ltd.


## Statement of Financial Position

As at 30 September 2022

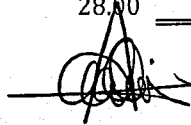
Particulars	Notes	Amount in Taka	
		30 September 2022	30 June 2022
<b>ASSETS</b>			
<b>Non-Current Assets</b>		<b>786,495,676</b>	<b>846,996,310</b>
Property, Plant and Equipment	4.00	496,628,394	498,076,718
Capital Work-in-Progress	5.00	28,794,366	28,794,366
Long Term Investment	6.00	261,072,916	320,125,226
<b>Current Assets</b>		<b>878,509,263</b>	<b>654,709,298</b>
Inventories	7.00	233,118,765	186,985,573
Trade Receivables	8.00	163,945,375	138,661,858
Inter Company Account	9.00	130,928,178	91,791,178
Investment in FDR	10.00	591,502	591,502
Advances, Deposits and Prepayments	11.00	284,265,052	171,579,549
Advance Income Tax	12.00	42,605,316	41,506,921
Cash and Cash Equivalents	13.00	23,055,075	23,592,717
<b>TOTAL ASSETS</b>		<b>1,665,004,939</b>	<b>1,501,705,608</b>
<b>EQUITY AND LIABILITIES</b>			
		<b>435,838,403</b>	<b>421,374,653</b>
Share Capital	14.00	93,888,256	93,888,256
Revaluation Reserve	15.00	187,617,092	187,839,443
Retained Earnings	16.00	154,333,055	139,646,954
<b>LIABILITIES</b>			
<b>Non-Current Liabilities</b>		<b>807,186,713</b>	<b>663,289,770</b>
Deferred Tax Liabilities	17.00	40,230,043	40,215,812
Sponsor Directors Loan	18.00	136,025,066	3,087,183
Long Term Loan	19.00	630,931,604	619,986,775
<b>Current Liabilities</b>		<b>421,979,823</b>	<b>417,041,186</b>
Trade Payables	20.00	1,884,532	1,961,365
Liabilities for Expenses	21.00	6,986,628	8,235,100
Short Term Loan	22.00	272,545,656	278,267,464
Long Term Bank Loan-Current Portion	23.00	70,661,204	70,661,204
Inter Company/Directors Loan Account	24.00	17,200,000	8,300,000
Un-paid Dividend	25.00	1,362,036	2,729,786
Worker's Profit Participation Fund	26.00	4,030,551	3,129,052
Provision for Income Tax	27.00	47,309,216	43,757,214
<b>Total Liabilities</b>		<b>1,229,166,536</b>	<b>1,080,330,956</b>
<b>TOTAL EQUITY AND LIABILITIES</b>		<b>1,665,004,939</b>	<b>1,501,705,608</b>
Net Assets Value Per Share (NAVPS)	28.00	46.42	44.88





Company Secretary

  
Managing Director


Dhaka, Bangladesh  
Date: November 14, 2022

  
Chief Financial Officer

  
Director  
  
Chairman

**Bangladesh Monospool Paper Manufacturing Company Ltd.**  
**Statement of Profit or Loss and other Comprehensive Income**  
For the Period ended 30 Sept. 2022

Particulars	Notes	Amount in Taka	
		July-Sep 2022	July-Sep 2021
Revenue	29.00	123,439,272	81,397,548
Cost of Goods Sold	30.00	(69,137,476)	(41,087,223)
<b>Gross Profit</b>		<b>54,301,796</b>	<b>40,310,325</b>
<b>Operating Expenses</b>		<b>(13,822,140)</b>	<b>(5,970,377)</b>
Administrative Expense		(5,607,120)	(2,081,967)
Selling and Distribution Expense		(8,215,021)	(3,888,410)
<b>Operating Profit</b>		<b>40,479,656</b>	<b>34,339,948</b>
Financial Expense	31.00	(21,552,438)	(30,518,438)
<b>Profit before other income</b>		<b>18,927,218</b>	<b>3,821,510</b>
Other Income	32.00	4,265	3,516
<b>Profit/(Loss) Before Tax and WPPF</b>		<b>18,931,483</b>	<b>3,825,026</b>
Provision for WPPF		(901,499)	(182,144)
<b>Profit/(Loss) Before Tax</b>		<b>18,029,983</b>	<b>3,642,882</b>
<b>Income Tax Expenses</b>		<b>(3,605,997)</b>	<b>(915,592)</b>
Current Tax Charge	33.00	(3,552,001)	(833,075)
Deferred Tax	33.01	(53,995)	(82,517)
<b>Net Profit/(Loss) After Tax</b>		<b>14,423,987</b>	<b>2,727,290</b>
<b>Earnings Per Share (EPS)</b>	34.00	<b>1.54</b>	<b>0.29</b>



Company Secretary




Chief Financial Officer



Director



Managing Director




Chairman


Dhaka, Bangladesh  
Date: November 14, 2022


**Bangladesh Monospool Paper Manufacturing Company Ltd.**  
**Statement of Changes in Equity**  
For the Period ended 30 Sept. 2022


Particulars	Share Capital	Revaluation Reserve	Retained Earnings	Total
Balance as at 01.07.2022	93,888,256	187,839,443	139,646,954	421,374,652
Net Profit/(Loss) after Tax	-	-	14,423,987	14,423,987
Transferred From Deferred Tax provision to Revaluation Reserve	-	39,764	-	39,764
Transfer from Revaluation Reserve to Retained Earnings	-	(262,115)	262,115	-
<b>Balance as at 30.09.2022</b>	<b>93,888,256</b>	<b>187,617,092</b>	<b>154,333,055</b>	<b>435,838,403</b>
<b>Balance as at 30.09.2021</b>	<b>93,888,256</b>	<b>188,695,755</b>	<b>99,800,523</b>	<b>382,384,535</b>

  
**Company Secretary**

  
**Chief Financial Officer**

  
**Director**

  
**Managing Director**

  
**Chairman**

Dhaka, Bangladesh  
Date: November 14, 2022


# Bangladesh Monospool Paper Manufacturing Company Ltd.


## Statement of Cash Flows


For the Period ended 30 Sept. 2022


Particulars	Notes	Amount in Taka	
		July-Sep 2022	July-Sep 2021
<b>A. Cash Flow from Operating Activities:</b>			
Cash Received from Customer and Others		98,160,020	86,314,397
Less: Paid to Suppliers and Others		(241,655,294)	(64,741,559)
Less: Financial Expense		(36,173,925)	(521,013)
Less: Income Tax Paid		(1,098,395)	(833,075)
<b>Net Cash flows from Operating Activities (A)</b>		<b>(180,767,594)</b>	<b>20,218,749</b>
<b>B. Cash Flow from Investing Activities:</b>			
Acquisition of Property, Plant and Equipment		-	(28,512,317)
<b>Net Cash used in Investing Activities (B)</b>		<b>-</b>	<b>(28,512,317)</b>
<b>C. Cash Flow from Financing Activities:</b>			
Long Term Loan Received/(Paid)		-	-
Short Term Loan Received/(Paid)		19,844,509	12,263,401
Sponsor Directors Loan		132,937,883	-
Received/(Payments) of others debt		28,815,310	-
Dividend Paid		(1,367,750)	(1,475,256)
<b>Net Cash flows from/(Used by) Financing Activities (C)</b>		<b>180,229,952</b>	<b>10,788,145</b>
<b>Net Increase/(Decrease) in Cash and Bank Balance</b>		<b>(537,642)</b>	<b>2,494,577</b>
Cash and Bank Balance at the opening of the year		23,592,717	6,725,835
<b>Cash and Bank Balance at the end of the year</b>		<b>23,055,075</b>	<b>9,220,412</b>
<b>Net Operating Cash Flows per share (NOCFPS)</b>	<b>35.00</b>	<b>(19.25)</b>	<b>2.15</b>

  
Company Secretary

  
Chief Financial Officer

  
Director

  
Managing Director

  
Chairman

Dhaka, Bangladesh  
Date: November 14, 2022

# Bangladesh Monospool Paper Manufacturing Company Ltd.

## Notes to the Financial Statements

As at 30 September 2022

Note No.	Particulars	Amount in Taka	
		30 September 2022	30 June 2022

**4.00 Property, Plant and Equipment: Tk. 496,628,394**

Balance as at 01.07.2022	361,745,071	298,222,440
Add: Addition made during the Year	-	63,522,631
<b>Balance as at 30.09.2022</b>	<b>361,745,071</b>	<b>361,745,071</b>
<b>Accumulated Depreciation</b>		
Balance as at 01.07.2022	84,655,933	79,545,479
Add: Charged during the Year	1,186,209	5,110,454
<b>Balance as at 30.09.2022</b>	<b>85,842,142</b>	<b>84,655,933</b>
Cost Less Accumulated Depreciation	275,902,929	277,089,138
Add: Revaluation of Assets	220,725,465	220,987,580
<b>Total Written Down Value as at 30.09.2022</b>	<b>496,628,394</b>	<b>498,076,718</b>

**5.00 Capital Work-in-Progress: Tk. 28,794,366**

Balance as at 01.07.2022	28,794,366	24,256,286
Add: Addition made during the Year	-	4,538,080
<b>Balance as at 30.09.2022</b>	<b>28,794,366</b>	<b>28,794,366</b>

**6.00 Long Term Investment: Tk.261,072,916**

The details of Long Term Investment are as follows:

**Name of Company:**

BD.News & Entertainment	6,448,841	6,448,841
Pearl Paper and Board Mills Ltd.	254,624,075	237,474,075
Paper Processing & Packaging Ltd.	-	76,202,310
<b>Total</b>	<b>261,072,916</b>	<b>320,125,226</b>

**7.00 Inventories: Tk. 233,118,765**

Raw Materials in Stock	192,509,174	143,729,870
Finished Goods	40,609,591	43,255,703
<b>Total</b>	<b>233,118,765</b>	<b>186,985,573</b>

**8.00 Trade Receivables : Tk. 163,945,375**

Trade Receivable	163,945,375	138,661,858
	<b>163,945,375</b>	<b>138,661,858</b>

a) Ageing of Trade Receivables

(Disclosure as per Schedule-XI, Part-I, of The Companies Act, 1994)

Due within 3 months	149,583,760	128,047,233
Due over 3 months but within 6 months	14,361,615	10,614,625
Due over 6 months	-	-
<b>Total</b>	<b>163,945,375</b>	<b>138,661,858</b>

# Bangladesh Monospool Paper Manufacturing Company Ltd.

## Notes to the Financial Statements

As at 30 September 2022

Note No.	Particulars	Amount in Taka	
		30 September 2022	30 June 2022
	i) Receivable considered Good & secured	163,945,375	138,661,858
	ii) Receivable considered Good without security	-	-
	iii) Receivable considered doubtful or Bad	-	-
	iv) Receivable due by Directors or other Officers	-	-
	v) Receivable due from companies under same management	42,359,004	35,604,193

b) Trade receivable have been stated at their nominal value. Trade receivable are accrued in the ordinary course of business. These are carried at invoice amount. All receivable have been considered as good and realizable. Therefore, no amount was written off as bad debt and no debt was considered as doubtful to provide for.

### 9.00 Inter Company Account: TK. 130,928,178

**Name of Company:**

Magura Group Ltd	4,711,634	4,711,634
Bangladesh Development Co. Ltd.	11,495,930	9,195,930
World of Textile	4,000,000	4,000,000
Progressive Marketing Ltd	1,320,050	1,320,050
BD.News & Entertainment	12,999,000	12,999,000
Din Poriborton Prokashana Ltd.	8,187,000	-
Magura Paper Mills Ltd	57,414,559	59,314,559
Bangladesh Press Holding	30,589,500	39,500
Intermediate and Secondary Books Publication.	38,225	38,225
Madrasha Prokashana Ltd.	95,205	95,205
Prathamik Pustak Prokashona Ltd.	77,075	77,075
	<b>130,928,178</b>	<b>91,791,178</b>

### 10.00 Short Term Investment: Tk. 591,502

SIBL FDR A/C NO. 0025330050855	591,502	591,502
<b>Total</b>	<b>591,502</b>	<b>591,502</b>

### 11.00 Advances, Deposits and Prepayments: Tk. 284,265,052

This is made up as follows:

Advances	Note- 11.01	219,532,606	107,837,677
Deposits	Note-11.02	9,482,446	8,236,320
Advance against land purchases		55,250,000	55,250,000
Prepayments	Note-11.03	-	255,552
<b>Total</b>		<b>284,265,052</b>	<b>171,579,549</b>

#### 11.01 Advances: Tk.219,532,606

Advance against Works	Note- 11.01.01	1,480,000	1,803,538
Advance against Salary and Wages	Note- 11.01.02	852,300	863,300
Advance against Purchases	Note- 11.01.03	217,200,306	105,170,839
<b>Total</b>		<b>219,532,606</b>	<b>107,837,677</b>



# Bangladesh Monospool Paper Manufacturing Company Ltd.

## Notes to the Financial Statements

As at 30 September 2022

Note No.	Particulars	Amount in Taka	
		30 September 2022	30 June 2022
<b>11.01.01</b>	<b>Advance against Works: Tk.1,480,000</b>		
	AAA Finance & Investment	650,000	650,000
	ICB Capital management Ltd	200,000	200,000
	Rasel Engineering Works	630,000	630,000
	Rajdip	-	323,538
	<b>Total</b>	<b>1,480,000</b>	<b>1,803,538</b>
<b>11.01.02</b>	<b>Advance against Salary and Wages: Tk.852,300</b>		
	Md.Hossain	34,500	43,500
	Md Altaf Hossain	2,000	3,500
	Sohel howlader	20,000	20,000
	Najmul Haque	17,000	20,000
	Md. Faruk	7,800	7,800
	Protul kumar Mazumder	115,000	
	Mobarok Hossain	315,000	360,000
	Rashed Talukder	25,000	25,000
	Khalid Hasan	28,000	29,500
	Md Abdus Sobhan	68,000	74,000
	Mr. Ataur Rahman	220,000	280,000
	<b>Total</b>	<b>852,300</b>	<b>863,300</b>
<b>11.01.03</b>	<b>Advance against Purchases: Tk.217,200,306</b>		
	Advance against Local Material	207,730,254	98,601,021
	Partex Paper Mills Limited-	60,143	60,143
	RFL Plastics Ltd.	105,764	105,764
	Insaf Paper House	33,220	33,220
	Meghna Pulp & Paper Mills Ltd	18,653	18,653
	Zeeshan International Agencies Pvt Ltd	-	2,674,777
	L/C No# "120222010081	-	139,830
	L/C No# "120222010144	6,754,582	610,054
	L/C No# "120222010386	675,896	-
	L/C No# "120222010220	-	1,189,332
	L/C No# "120222010223	396,956	396,956
	L/C No# "120222010234	-	513,470
	L/C No# "120222010278	1,275,237	827,619
	L/C No# 120221010379	149,601	-
	<b>Total</b>	<b>217,200,306</b>	<b>105,170,839</b>
<b>11.02</b>	<b>Deposits: Tk.9,482,446</b>		
	Earnest Money	4,344,553	3,591,554
	Enlistment money	110,000	110,000
	Bank Guarantee	484,550	151,163
	Performance Guarantee	446,416	286,676
	Other Security Deposits	4,096,927	4,096,927
	<b>Total</b>	<b>9,482,446</b>	<b>8,236,320</b>

# Bangladesh Monospool Paper Manufacturing Company Ltd.

## Notes to the Financial Statements

As at 30 September 2022

Note No.	Particulars	Amount in Taka	
		30 September 2022	30 June 2022

**11.03 Prepayments: Tk.0**

Prepaid Insurance	-	255,552
<b>Total</b>	<b>-</b>	<b>255,552</b>

**12.00 Advance Income Tax: Tk.42,605,316**

This is made up as follows:

Opening Balance	41,506,921	30,010,705
Add: Addition during the Year	1,098,395	11,496,216
Less: Adjustment During the year	-	-
<b>Closing Balance</b>	<b>42,605,316</b>	<b>41,506,921</b>

**13.00 Cash and Cash Equivalents: Tk. 23,055,075**

This is made up as follows:

Cash at Bank	8,314,283	6,590,907	
Cash in Hand	14,740,792	17,001,811	
<b>Total</b>	<b>23,055,075</b>	<b>23,592,717</b>	

Note- 13.01

**13.01 Cash-at-Bank: Tk. 8,314,283**

This is made up as follows:

Sonali Bank Ltd., Local Office Br.33008364	51,716	51,716
A.B. Bank Ltd., Principal Br.208507430	573,117	313,909
Agrani Bank Ltd.-10180101	8,677	8,677
SIBL, Bashundhara Br-0771330002408	1,105	1,105
Basic Bank Ltd., Bashundhara Br.4910-01-000389	23,838	23,838
SIBL, Principal Br-0021330009899.	5,887,022	2,807,536
UCBL, Bashundhara Br.0099-132-0000067	41,465	41,465
Shahjalal Islami Bank Ltd.,-F.Ex.Br.4014-13100001071	1,279	1,279
Islami Bank Bangladesh Limited-Kalampur Branch 00709	19,824	19,824
First Security Islami Bank #017711100000231	3,560	3,560
Meghna Bank Ltd. #11011100000730	30,544	30,544
SIBL, Bashundhura Br-0771360001186.	331,756	578,709
SIBL, Bashundhura Br-(WPPF)077136000591.	430	430
SIBL, Bashundhura Br-(WPPF)077136000602	430	430
SIBL, Bashundhura Br-(WPPF)077136000613	430	430
SIBL Motijheel -PB Br-002360003444	1,541	1,541
SIBL, Bashundhura Br-(Dividend Payment)077136000187	991,910	2,359,660
Shimanto Bank Ltd. # 1002241000113	7,240	7,240
The Premier Bank Ltd.-0155111-00000320	331,756	332,371
Brac Bank Ltd. 150520230668201	6,642	6,642
<b>Total</b>	<b>8,314,283</b>	<b>6,590,907</b>

**Bangladesh Monospool Paper Manufacturing Company Ltd.**  
**Notes to the Financial Statements**  
As at 30 September 2022

Note No.	Particulars	Amount in Taka	
		30 September 2022	30 June 2022

**14.00 Share Capital: Tk. 93,888,256**

**Authorized Capital: Tk.500,000,000**

5,00,00,000 Ordinary Shares @ Tk.10.00 each.

500,000,000

500,000,000

**Issued, Called and Paid-up Capital: Tk.93,88,826**

93,88,826 Ordinary Shares @ Tk.10.00 each

93,888,256

93,888,256

Paid-up Capital and are classified as follows:

Classification	No. of Share	Face value (Tk)	Total value (Tk)
<b>Group-A</b> : Sponsor and Director	4,225,206	10	42,252,060
<b>Group-B</b> : Financial Institutions	32,860	10	328,600
<b>Group-C</b> : General Public	5,130,759	10	51,307,590
<b>Total :</b>	<b>9,388,825</b>	<b>10</b>	<b>93,888,250</b>

**Classification of Shareholders and their Share Holding Position are as follow:**

Name of Shareholder	Position	No. of Share Held	Percentage of Share Held
Mr. Mustafa Kamal Mohiuddin	Chairman	2,040,000	21.73%
Mr. Mostafa Jamal Mohiuddin	Managing Director	512,638	5.46%
Bangladesh Development Group Ltd. Represented by Abu Nasir Ahmed Md. Mobarok Hossain	Director	935,475	9.96%
BDG-Magura Group Limited Represented by Md.Amir Hossain		594,562	6.33%
Pearl Paper and Board Mills Ltd.	Shareholder	-	0.00%
Mr.Muhammad Enayet Ali	Independent Director	-	0.00%
Dr. Md. Mahbul Alam Joarder		-	0.00%
Dr.Ataur Rahman		-	0.00%
Mr. Ashfaqu Islam	Sponsor Shareholder	40,656	0.43%
Mr. M.U. Ahmed		1,694	0.02%
Mr. Mohiuddin Ahmed		6,335	0.07%
Miah Md. Rezaul Haque		40,656	0.43%
Mr. Md. Mobarok Hossain	Shareholder	18,701	0.20%
Abrirbhab Multi Media Limited		10,164	0.11%
Investment Consultants and Share Management Lt		15,855	0.17%
Paper Processing and Packaging Ltd.		8,470	0.09%
Financial Institutions		32,860	0.35%
General Public		5,130,759	54.65%
<b>Total</b>			<b>9,388,825</b>

**Distribution of each Class of equity, setting out the number of holders and percentage, in the following categories:**

Holding Range	No. of Shareholder	Total Holdings	Percentage
01-----3000	4414	1,367,254	14.56%
3001-----15000	219	1,359,558	14.48%
15001-----30000	29	593,103	6.32%
300001-----300000	12	1,115,887	11.89%
300001-----1500000	4	2,913,023	31.03%
1500001-----1800000	0	-	0.00%
1800001-----2100000	1	2,040,000	21.73%

# Bangladesh Monospool Paper Manufacturing Company Ltd.

Notes to the Financial Statements

As at 30 September 2022

Note No.	Particulars	Amount in Taka	
		30 September 2022	30 June 2022
		4,679	9,388,825
			100%

# Bangladesh Monospool Paper Manufacturing Company Ltd.

## Notes to the Financial Statements

As at 30 September 2022

Note No.	Particulars	Amount in Taka	
		30 September 2022	30 June 2022

**15.00 Revaluation Reserve: Tk.187,617,092**

This is made up as follows:

Opening Balance	187,839,443	188,924,473
Deffered Tax provision on re-valuation	39,764	161,447
Previous year adjustment for Defferd Tax	-	(170,162)
Adjustment of Depreciation on Re-valued Assets.	(262,115)	(1,076,315)
<b>Total</b>	<b>187,617,092</b>	<b>187,839,443</b>

**16.00 Retained Earnings: Tk. 154,333,055**

This is made up as follows:

Opening Balance	139,646,954	96,804,155
Profit/(Loss) during the year	14,423,987	51,155,310
10 % Cash Dividend	-	(9,388,826)
Adjustment of Depreciation on Re-valued Assets	262,115	1,076,315
<b>Closing Balance</b>	<b>154,333,055</b>	<b>139,646,954</b>

**17.00 Deffered Tax Liabilities : Tk. 40,230,043**

This is made up as follows:

Opening Balance	40,215,812	40,902,848
Add/(Less): Previous year adjustment	-	170,162
Add/(Less): Deferred Tax Expenses/(Income) on cost	53,995	(695,751)
Add/(Less): Deferred Tax Expenses/(Income) on revaluation	(39,764)	(161,447)
<b>Total</b>	<b>40,230,043</b>	<b>40,215,812</b>

**18.00 Sponsor Directors Loan Account : TK.136,025,066**

This is made up as follows:

Mr. Mustafa Kamal Mohiuddin	3,087,183	3,087,183
Magura Group Ltd	29,816,120	-
Bangladesh Development Gropu	69,301,448	-
Pearl Paper and Board Mills Ltd.	33,820,315	-
<b>Total</b>	<b>136,025,066</b>	<b>3,087,183</b>

**19.00 Long Term Loan: Tk.630,931,604**

This is made up as follows:

Social Islami Bank Ltd.	19.01	16,029,071	15,551,069
Phoneix finance and Investment Ltd.	19.02	614,902,532	604,435,705
<b>Total</b>		<b>630,931,604</b>	<b>619,986,775</b>

# Bangladesh Monospool Paper Manufacturing Company Ltd.

## Notes to the Financial Statements

As at 30 September 2022

Note No.	Particulars	Amount in Taka	
		30 September 2022	30 June 2022
<b>19.01</b>	<b>Social Islami Bank Ltd.:Tk.16,029,071</b>		
	This is made up as follows:		
	HPSM#0023600000078	711,587	711,587
	HPSM#0023600000102	2,255,520	2,255,520
	HPSM#0023600000181	1,853,718	1,853,718
	HPSM#0023600000282	8,280,571	8,280,571
	<b>Principal Outstanding</b>	<b>13,101,396</b>	<b>13,101,396</b>
	Add: Interest Outstanding	2,927,675	2,449,673
	<b>Total</b>	<b>16,029,071</b>	<b>15,551,069</b>
<b>19.02</b>	<b>Phoneix finance and Investment Ltd. :Tk.614,902,532</b>		
	This is made up as follows:		
	PFIL/SME/TL-64/2017	114,128,610	114,128,610
	PFIL/SME/TL-57/17	315,101,544	315,101,544
	<b>Principal Outstanding</b>	<b>429,230,154</b>	<b>429,230,154</b>
	Add: Interest Outstanding	185,672,378	175,205,551
	<b>Total</b>	<b>614,902,532</b>	<b>604,435,705</b>
<b>20.00</b>	<b>Trade Payables Tk.1,884,532</b>		
	This is made up as follows:		
	Arafat Traders	234,950	234,950
	Bhai bhai enterprise	217,262	294,095
	M/S Aleya Enterprise	178,889	178,889
	Newaj Traders	147,026	147,026
	Sahanoor Printing & Packaging Ltd	262,606	262,606
	Souimate Packaging & Accessories Ltd.	843,799	843,799
	<b>Total</b>	<b>1,884,532</b>	<b>1,961,365</b>
<b>21.00</b>	<b>Liabilities for Expenses:Tk.6,986,628</b>		
	This is made up as follows:		
	Bangladesh Advance Technologies Ltd	108,000	49,000
	Chittagong Stock Exchange Ltd	245,000	245,000
	Grameen Phone	12,728	13,241
	Jharna Engineering Works	233,140	238,440
	Link 3 Technologies	32,300	32,300
	Metro Net Bangladesh Ltd	15,000	15,000
	Pinaki & Co.	-	201,250
	Pinnacle Power Ltd	29,987	-
	Raima Golpo Book Binding	379,394	429,394
	Robi Axiata Ltd	8,903	9,292
	Rini Book Binding	322,998	543,641
	Two Star Catering	-	32,130
	Tetra Host Bangladesh	6,000	6,000
	Others Payable	-	46,111
	Vat Current Account	491,933	682,315
	Wages, Salary and Allowance	5,101,245	5,691,986
	<b>Total</b>	<b>6,986,628</b>	<b>8,235,100</b>

# Bangladesh Monospool Paper Manufacturing Company Ltd.

## Notes to the Financial Statements

As at 30 September 2022

Note No.	Particulars	Amount in Taka	
		30 September 2022	30 June 2022

### 22.00 Short Term Loan: Tk. 272,545,656

This is made up as follows:

Opening Balance	278,267,464	253,350,983
Paid From Sponsor Director Loan	(132,937,883)	(3,087,183)
Paid From Business Operation	(26,731,117)	(47,436,379)
<b>Available Balance</b>	<b>118,598,464</b>	<b>202,827,422</b>
Loan Received	149,165,649	49,601,998
Interest Charge	4,781,543	25,838,044
<b>Total Short Term Loan Outstanding</b>	<b>272,545,656</b>	<b>278,267,464</b>

Details of Social Islami Bank Ltd. (SIBL) Short Term Loan are as Follows:

#### Particulars

Bai Muazzal (Commercial)	22.01	135,632,794		94,482,528
Bai Muazzal Work Order	22.02	-		52,234,850
Bai Muazzal (Trust Receipt)	22.03	133,035,861		120,719,086
UPAS Deferred L/C	22.04	3,877,000		10,831,000
<b>Total</b>		<b>272,545,656</b>		<b>278,267,464</b>

### 22.01 Bai Muazzal (Commercial): Tk. 135,632,794

This is made up as follows:

BIAM# 0023120149161			38,100,000
BIAM# 0023120154335			4,400,000
BIAM# 0023120154695			5,055,882
BIAM# 0023120154739			7,300,000
BIAM# 0023120167611			3,500,000
BIAM# 0023120167622			4,000,000
BIAM# 0023120167756			4,000,000
BIAM# 0023120167767			3,600,000
BIAM LOAN# 002310013227		5,000,000	5,000,000
BIAM # 0023130014836		5,000,000	5,000,000
BIAM LOAN# 0023120168195		1,903,138	-
BIAM LOAN# 0023120168206		4,100,000	-
BIAM LOAN# 0023120169703		5,000,000	-
BIAM LOAN# 0023120169714		5,000,000	-
BIAM LOAN# 0023120169725		5,000,000	-
BIAM LOAN# 0023120169736		5,000,000	-
BIAM LOAN# 0023120169747		5,000,000	-
BIAM LOAN# 0023120169758		4,000,000	-
BIAM LOAN# 0023120169769		5,000,000	-
BIAM LOAN# 0023120169771		5,000,000	-
BIAM LOAN# 0023120169782		6,000,000	-
BIAM LOAN# 0023120169793		6,000,000	-

# Bangladesh Monospool Paper Manufacturing Company Ltd.

## Notes to the Financial Statements

As at 30 September 2022

Note No.	Particulars	Amount in Taka	
		30 September 2022	30 June 2022
	BIAM LOAN# 0023120169804	6,700,000	-
	BIAM LOAN# 0023120169872	4,000,000	-
	BIAM LOAN# 0023120169883	4,000,000	-
	BIAM LOAN# 0023120169894	4,000,000	-
	BIAM LOAN# 0023120169895	4,800,000	-
	BIAM LOAN# 0023120169927	7,500,000	-
	BIAM LOAN# 0023120169938	7,500,000	-
	BIAM LOAN# 0023120169949	8,000,000	-
	BIAM LOAN# 0023120169951	8,000,000	-
	BIAM LOAN# 0023120169962	8,000,000	-
	BIAM LOAN# 0024670000055	4,000,000	-
	<b>Principal Outstanding</b>	<b>133,503,138</b>	<b>79,955,882</b>
	Add: Interest Outstanding	2,129,656	14,526,646
	<b>Total</b>	<b>135,632,794</b>	<b>94,482,528</b>

### 22.02 Bai Muazzal Work Order: Tk.0

This is made up as follows:

BIAM LOAN# 00239900002309  
Add: Interest Outstanding  
**Total**

-	39,418,752
-	12,816,098
-	<b>52,234,850</b>

### 22.03 Bai Muazzal (Trust Receipt): Tk.133,035,861

This is made up as follows:

LTR #0023110050676  
LTR# 0023110051295  
LTR# 0023110051306  
LTR# 0023110054669  
LTR # 0023110058811  
LTR# 0023110051317  
LTR# 0023110051543  
LTR# 0023110051879  
LTR# 0023110052781  
LTR# 0023110052858  
LTR# 0023110055121  
LTR# 0023110055931  
LTR# 0023110058236  
LTR#0023110058844  
LTR#0023110059002  
LTR#0023110059463  
LTR#0023110059507  
LTR#0023110059619  
LTR#0023110059665

-	160,754
-	1,061,869
-	3,286,015
-	2,540,918
-	2,834,269
4,748,143	4,748,143
428,810	428,810
15,750,000	15,750,000
3,977,082	3,977,082
6,171,459	6,171,459
4,151,014	4,151,014
1,260,711	1,260,711
3,810,173	3,810,173
2,852,423	6,951,426
185,000	185,000
5,217,524	5,217,524
2,115,000	2,115,000
1,500,207	1,500,207
3,801,216	3,801,216



# Bangladesh Monospool Paper Manufacturing Company Ltd.

## Notes to the Financial Statements

As at 30 September 2022

Note No.	Particulars	Amount in Taka	
		30 September 2022	30 June 2022
	LTR# 0023110054175	8,081,137	8,081,137
	LTR# 0023110060431	1,290,500	-
	LTR# 0023110060699	5,141,223	-
	LTR# 0023110060813	4,169,000	-
	LTR# 0023110060947	3,354,859	-
	LTR#"233201072719	12,697,250	-
	LTR# 0024290000018	5,254,405	5,254,405
	LTR# 0024290000029	1,942,892	1,942,892
	LTR# 0024290000031	6,530,291	6,530,291
	LTR# 0024290000042	4,271,484	4,271,484
	LTR# 0024290000132	3,095,752	3,095,752
	LTR# 0024290000142	3,795,000	3,795,000
	<b>Principal Outstanding</b>	<b>115,592,554</b>	<b>102,922,551</b>
	Add: Interest Outstatnding	17,443,307	17,796,536
	<b>Total</b>	<b>133,035,861</b>	<b>120,719,086</b>

### 22.04 UPAS Deffered L/C :Tk.3,877,000

This is made up as follows:

L/C No# 120221020018

L/C No# 120221020019

**Total**

3,877,000	3,824,000
-	7,007,000
<b>3,877,000</b>	<b>10,831,000</b>

### 23.00 Long Term Bank Loan-Current Portion Tk.70,661,204

Details of Long Term Bank Loan-Current Portion are as Follows:

SIBL- HPSM#0023600000078

SIBL- HPSM#0023600000102

SIBL- HPSM#0023600000181

SIBL- HPSM#0023600000282

PFIL/SME/TL-64/17

PFIL/SME/TL-57/17.

**Total**

1,425,512	1,425,512
3,522,909	3,522,909
1,613,433	1,613,433
1,119,429	1,119,429
8,697,835	8,697,835
54,282,087	54,282,087
<b>70,661,204</b>	<b>70,661,204</b>

### 24.00 Inter Company/Directors Loan Account: TK.17,200,000

This is made up as follows:

Magura Recycle Paper Ind. Ltd.

Kores Bangladesh Ltd.

Magura Group Ltd

Paper Processing & Packaging Ltd.

**Total**

500,000	500,000
-	2,800,000
16,300,000	5,000,000
400,000	-
<b>17,200,000</b>	<b>8,300,000</b>

# Bangladesh Monospool Paper Manufacturing Company Ltd.

## Notes to the Financial Statements As at 30 September 2022

Note No.	Particulars	Amount in Taka	
		30 September 2022	30 June 2022

**25.00 Un-paid Dividend: Tk. 1,362,036**

This is made up as follows:

Opening Balance	2,729,786	2,296,884
Add: Declared during the Period	-	9,388,826
<b>Total</b>	<b>2,729,786</b>	<b>11,685,710</b>
Less: Paid during the Year	(1,367,750)	(8,955,924)
<b>Closing Balance</b>	<b>1,362,036</b>	<b>2,729,786</b>

**Un-paid Dividend and are classified as follows:**

Group-A Sponsor and Director	76,835	819,559
Group-B Financial Institutions	56,751	62,850
Group-C General Public	1,228,450	1,847,378
<b>Total :</b>	<b>1,362,036</b>	<b>2,729,786</b>

**26.00 Workers Profit Participation Fund: Tk.4,030,551**

This is made up as follows:

Balance as at 01.07.2022	3,129,052	6,342,573
Less: Payment made during the year	-	(6,342,573)
<b>Available Fund</b>	<b>3,129,052</b>	<b>-</b>
Add: Interest applied during the year	-	-
<b>Total Available Fund</b>	<b>3,129,052</b>	<b>-</b>
Add: Profit apportioned for the year	901,499	3,129,052
<b>Closing Balance as on 30.09.2022</b>	<b>4,030,551</b>	<b>3,129,052</b>

The company has not recognized Worker's Profit Participation Fund (WPPF) and outstanding payable will be disbursed within 2022-2023 financial year.

**27.00 Provision for Income Tax: Tk.47,309,216**

This is made up as follows:

<b>Particulars</b>		
Opening Balance	43,757,214	31,635,736
Current Year Tax	3,552,001	12,121,478
<b>Sub-Total</b>	<b>47,309,216</b>	<b>43,757,214</b>
Less: Tax adjustment during the year	-	-
<b>Closing Balance</b>	<b>47,309,216</b>	<b>43,757,214</b>

**28.00 Net Assets Value per share (NAV): Tk. 46.42**

This is made up as follows:

<b>Particulars</b>		
Shareholders Equity	435,838,403	421,374,653
No. of Share	9,388,825	9,388,825
<b>Total</b>	<b>46.42</b>	<b>44.88</b>

# Bangladesh Monospool Paper Manufacturing Company Ltd.

## Notes to the Financial Statements

For the Period ended 30 Sept. 2022

Note No.	Particulars	Amount in Taka	
		July-Sep 2022	July-Sep 2021
<b>29.00</b>	<b>Revenue: Tk.123,439,272</b>		
	Computer Paper(W/P)	30,402,402	33,591,513
	Photocopy Paper/Wast Paper	93,036,870	47,806,035
	<b>Total</b>	<b>123,439,272</b>	<b>81,397,548</b>
<b>30.00</b>	<b>Cost of Goods Sold: Tk69,137,476</b>		
	Materials Consumed	67,755,749	33,929,836
	Factory Overhead	8,739,820	7,278,632
	<b>Cost of Manufactured</b>	<b>76,495,569</b>	<b>41,208,468</b>
	Opening Work-in-Process	-	-
		<b>76,495,569</b>	<b>41,208,468</b>
	Closing Work-in-Process	-	-
	<b>Cost of Production</b>	<b>76,495,569</b>	<b>41,208,468</b>
	Opening Finished Goods	33,251,498	33,130,253
		<b>109,747,067</b>	<b>74,338,721</b>
	Closing Finished Goods	40,609,591	33,251,498
	<b>Total</b>	<b>69,137,476</b>	<b>41,087,223</b>
<b>31.00</b>	<b>Financial Expense: Tk.21,552,438</b>		
	Bank Loan Interest (SIBL)	4,237,706	6,232,860
	Interest Expenses of PFIL	17,216,827	24,256,017
	Bank Charges and Others	97,905	29,561
	<b>Total</b>	<b>21,552,438</b>	<b>30,518,438</b>
<b>32.00</b>	<b>Other Income: Tk.4,265</b>		
	Wastage Sale	4,265	3,516
	<b>Total</b>	<b>4,265</b>	<b>3,516</b>
<b>33.00</b>	<b>Current Tax: Tk.3,552,001</b>		
	Profit before Tax	18,029,983	3,642,882
	Add: Accounting base depreciation	1,186,209	1,277,614
	Less: Tax base depreciation	(1,456,185)	(1,644,354)
	<b>Taxable Profit for Current Tax</b>	<b>17,760,007</b>	<b>3,276,142</b>
	Applicable Tax Rate	20.00%	22.50%
	<b>Provision for Income tax</b>	<b>3,552,001</b>	<b>737,132</b>
	Advance tax paid	1,098,395	833,075
	20% on Profit before Tax	3,552,001	737,132
	0.6% on gross receipt	740,636	488,385
	<b>Current Tax (Whichever is higher)</b>	<b>3,552,001</b>	<b>833,075</b>

# Bangladesh Monospool Paper Manufacturing Company Ltd.

## Notes to the Financial Statements

For the Period ended 30 Sept. 2022

Note No.	Particulars	Amount in Taka	
		July-Sep 2022	July-Sep 2021

**33.01 Deferred tax expenses during the period : Tk. 53,995**

Carrying Amount as per Company Policy	75,756,467	80,775,516
Carrying Amount as per Tax Law	40,148,115	45,904,658
Taxable Temporary Difference	<b>35,608,352</b>	<b>34,870,858</b>
Applicable Tax Rate	20.0%	22.5%
Total Deferred Tax Liability	<b>7,121,670</b>	<b>7,845,943</b>
Less: Opening deferred tax liabilities/(assets)-at co	(7,067,675)	(7,763,426)
<b>Deferred tax expenses /(income)</b>	<b>53,995</b>	<b>82,517</b>

**34.00 Earning Per Share (Basic): Tk.1.54**

Net Profit after Tax	14,423,987	2,727,290
Number of Ordinary Shares	9,388,825	9,388,825
<b>Total</b>	<b>1.54</b>	<b>0.29</b>

**35.00 Net Operating Cash Flows per share(NOCF) Tk.-19.25**

Net Cash flows from Operating Activities	(180,767,594)	20,218,749
No. of Share	9,388,825	9,388,825
<b>Total</b>	<b>(19.25)</b>	<b>2.15</b>

**Reconciliation of net profit/(loss) after tax with cash flow from operating activities under indirect method**

Net Profit/(Loss) After Tax	14,423,987	2,727,290
<b>Adjustments to reconcile net income to net cash</b>		
Depreciation	1,448,323	1,546,692
Finance Expenses	21,552,438	30,518,438
Provision for WPPF	901,499	182,144
Income Tax Expenses	3,552,001	833,075
Deffered Tax Liability	53,995	82,517
<b>Changes in operating assets and liabilities:</b>		
Stock of Inventories	(46,133,192)	8,632,970
Trade Debtors	(25,283,517)	4,913,333
Advance, Deposit & Prepayments	(112,685,504)	(9,813,916)
Trade Creditors	(76,833)	(9,418,739)
Liability for Expenses	(1,248,472)	(2,288,393)
Income Tax Paid	(1,098,395)	(833,075)
WPPF Paid	-	(6,342,573)
Bank Charge Paid	(36,173,925)	(521,013)
<b>Net Cash flows from Operating Activities</b>	<b>(180,767,594)</b>	<b>20,218,749</b>

# Bangladesh Monospool Paper Manufacturing Company Ltd.

## Notes to the Financial Statements

For the Period ended 30 Sept. 2022

Note No.	Particulars	Amount in Taka	
		July-Sep 2022	July-Sep 2021

### 36.00 Related party transactions

During the period the company carried out a number of transactions with related parties in the normal course of business on an arms' length basis. Names of those related parties, nature of those transactions and their value have been set out in accordance with the provisions of IAS-24: Related party disclosure.

Sl. No.	Name of the Related Parties	Nature of Transactions	Balance as at 30-Sept. 2022
1	Magura Recycle Paper Ind. Ltd.	Inter	500,000
2	Magura Group Ltd	Company/Directors	16,300,000
3	Paper Processing & Packaging Ltd.	Loan Account	400,000
4	Mr. Mustafa Kamal Mohiuddin	Sponsor Directors Loan	3,087,183
5	Magura Group Ltd		29,816,120
6	Bangladesh Development Gropu		69,301,448
7	Pearl Paper and Board Mills Ltd.		33,820,315
8	BD.News & Entertainment	Long Term Investment	6,448,841
9	Pearl Paper and Board Mills Ltd.		254,624,075
10	Magura Group Ltd	Inter Company Account (Current Assets)	4,711,634
11	Bangladesh Development Co. Ltd.		11,495,930
12	World of Textile		4,000,000
13	Progressive Marketing Ltd		1,320,050
14	BD.News & Entertainment		12,999,000
15	Din Poriborton Prokashana Ltd.		8,187,000
16	Magura Paper Mills Ltd		57,414,559
17	Bangladesh Press Holding		30,589,500
18	Intermediate and Secondary Books Publication.		38,225
19	Madrasha Prokashana Ltd.		95,205
20	Prathamik Pustak Prokashona Ltd.		77,075
21	Md.Hossain	Advance against Salary	34,500
22	Md Altaf Hossain		2,000
23	Sohel howlader		20,000
24	Najmul Haque		17,000
25	Md. Faruk		7,800
26	Protul kumar Mazumder		115,000
27	Mobarok Hossain		315,000
28	Rashed Talukder		25,000
29	Khalid Hasan		28,000
30	Md Abdus Sobhan		68,000
31	Mr. Ataur Rahman		220,000

**Bangladesh Monospool Paper Manufacturing Company Ltd.**  
**Schedule of Property, Plant and Equipment**  
**For the Period ended 30 September 2022**  
**Annexure-A**

Particulars	Cost (Amount in Taka)		Depreciation (Amount in Taka)			Written Down Value as at 30.06.2022	
	Balance as at 01.07.2022	Addition /Adjustment	Balance as at 30.09.2022	Rate	Balance as at 01.07.2022		Charge during the Period
Land and Land Development	200,146,462	-	200,146,462	0%	-	-	200,146,462
Building and Construction	34,121,341	-	34,121,341	2.5%	14,109,577	125,074	14,234,651
Plant and Machinery	100,589,733	-	100,589,733	7%	51,906,096	851,964	52,758,059.70
Electrical Installation	5,352,749	-	5,352,749	10%	2,541,308	70,286	2,611,594
Furniture and Fixture	2,857,871	-	2,857,871	10%	1,855,208	25,067	1,880,274
Link Road	912,987	-	912,987	20%	872,580	2,020	874,601
Office Equipment	13,561,009	-	13,561,009	10%	9,247,418	107,840	9,355,257
Motor Vehicle	4,202,919	-	4,202,919	20%	4,123,746	3,959	4,127,705
<b>Total:</b>	<b>361,745,071</b>	<b>-</b>	<b>361,745,071</b>		<b>84,655,933</b>	<b>1,186,209</b>	<b>85,842,142</b>

**Revaluation Value :**

Particulars	Revaluation (Amount in Taka)		Depreciation (Amount in Taka)			Cost Less Depreciation as at 30.09.2022	
	Balance as at 01.07.2022	Addition /Adjustment	Balance as at 30.09.2022	Rate	Balance as at 01.07.2022		Charge during the Period
Land and Land Development	179,548,069	-	179,548,069	-	-	-	179,548,069
Building and Construction	50,598,825	-	50,598,825	2.5%	9,434,045	257,280	9,691,325
Plant and Machinery	3,268,320	-	3,268,320	7%	2,997,201	4,745	3,001,946
Electrical Installation	465,819	-	465,819	10%	462,207	90	462,297
Furniture and Fixture	20,587	-	20,587	10%	20,587	-	20,587
Office Equipment	18,214	-	18,214	10%	18,214	-	18,214
Motor Vehicle	94,159	-	94,159	20%	94,159	-	94,159
<b>Total:</b>	<b>234,013,993</b>	<b>-</b>	<b>234,013,993</b>		<b>13,026,413</b>	<b>262,115</b>	<b>13,288,528</b>
<b>Balance as on September 30, 2022</b>	<b>595,759,064</b>	<b>-</b>	<b>595,759,064</b>		<b>97,682,347</b>	<b>1,448,323</b>	<b>99,130,670</b>

**Allocation of depreciation charged during the year**

Particulars	% of Allocation	Depreciation at Cost	Depreciation at Revaluation	Total
Factory Expenses	85.00%	1,008,277	222,798	1,231,075
Administrative Expenses	12.00%	142,345	31,454	173,799
Selling and Distribution Expenses	3.00%	35,586	7,863	43,450
<b>Total</b>	<b>100%</b>	<b>1,186,209</b>	<b>262,115</b>	<b>1,448,323</b>

**Bangladesh Monospool Paper Mfg. Co.Ltd**  
**Statement of Tax Depreciation**  
**Calculation of Deferred Tax**

Annexure-B

Assessment Year 2023-2024  
 For the Year from 01-07-22 to 30-09-2022

SL. No	Assets	Opening Balance	Addition	Closing Balance at cost	% of Depreciation	Depreciation at cost	Depreciation on Revaluation	Total Depreciation	Closing Balance
1	Land & Land Development	200,168,860	-	200,168,860	-	-	-	-	200,168,860
2	Building & Construction	13,667,430	-	13,667,430	5%	170,843	-	170,843	13,496,587
3	Plant & Machinery	20,551,308	-	20,551,308	20%	1,027,565	-	1,027,565	19,523,743
4	Electrical Installation	1,611,615	-	1,611,615	20%	80,581	-	80,581	1,531,034
5	Furniture & Fixture	972,853	-	972,853	10%	24,321	-	24,321	948,532
6	Link Road	173,359	-	173,359	10%	4,334	-	4,334	169,025
7	Office Equipment	3,313,859	-	3,313,859	10%	82,846	-	82,846	3,231,013
8	Motor Vehicle	1,313,875	-	1,313,875	20%	65,694	-	65,694	1,248,181
	<b>Total:</b>	<b>241,773,160</b>	<b>-</b>	<b>241,773,160</b>	<b>-</b>	<b>1,456,185</b>	<b>-</b>	<b>1,456,185</b>	<b>240,316,975</b>

Deferred Tax Liabilities as at 30 Sept. 2022

Property, Plant & Equipment except land at cost	35,608,352	40,148,115	75,756,467	20.00%
Tax on business income	7,121,670			
Closing deferred tax liability/(assets)-at cost	(7,067,675)			
Opening deferred tax liabilities/(assets)-at cost	53,995			
Deferred tax expenses/(income)-at cost				

Revaluation surplus  
 Tax on capital gain  
 Closing deferred tax liabilities/(assets)-at revaluation  
 Opening deferred tax liabilities/(assets)-at revaluation  
**Deferred tax expense/(income)-at revaluation**

220,725,465  
 15%  
 33,108,820  
 (33,148,584)  
**(39,764)**